



Micro Commercial Components

Micro Commercial Components
 20736 Marilla Street Chatsworth
 CA 91311
 Phone: (818) 701-4933
 Fax: (818) 701-4939

2N3906

PNP General Purpose Amplifier

Features

- Through Hole Package
- Capable of 600mWatts of Power Dissipation and 200mA I_c.
- Case Material: Molded Plastic. UL Flammability Classification Rating 94V-0
- Marking: Type number
- Lead Free Finish/Rohs Compliant ("P" Suffix designates Compliant. See ordering information)

Electrical Characteristics @ 25°C Unless Otherwise Specified

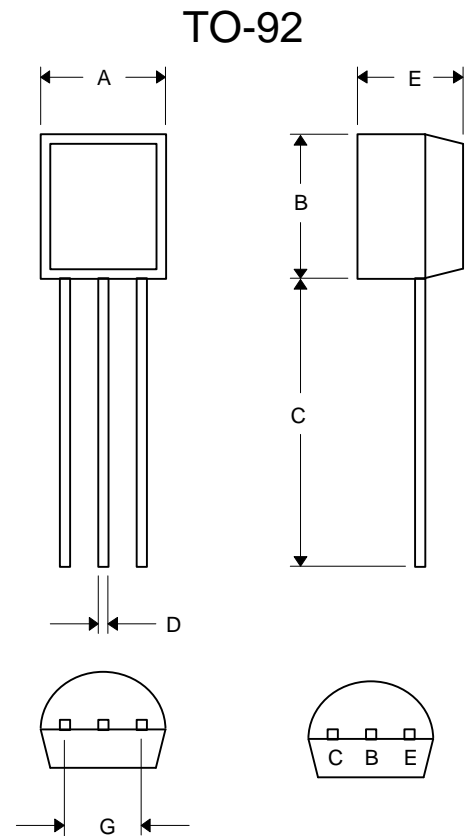
Symbol	Parameter	Min	Max	Units
OFF CHARACTERISTICS				
V _{(BR)CEO}	Collector-Emitter Breakdown Voltage* (I _C =1.0mA, I _B =0)	40		Vdc
V _{(BR)CBO}	Collector-Base Breakdown Voltage (I _C =10μA, I _E =0)	40		Vdc
V _{(BR)EBO}	Emitter-Base Breakdown Voltage (I _E =10μA, I _C =0)	5.0		Vdc
I _{BL}	Base Cutoff Current (V _{CE} =30Vdc, V _{BE} =3.0Vdc)		50	nAdc
I _{CEX}	Collector Cutoff Current (V _{CE} =30Vdc, V _{BE} =3.0Vdc)		50	nAdc

ON CHARACTERISTICS				
h _{FE}	DC Current Gain* (I _C =0.1mA, V _{CE} =1.0Vdc) (I _C =1.0mA, V _{CE} =1.0Vdc) (I _C =10mA, V _{CE} =1.0Vdc) (I _C =50mA, V _{CE} =1.0Vdc) (I _C =100mA, V _{CE} =1.0Vdc)	60 80 100 60 30	300	
V _{CE(sat)}	Collector-Emitter Saturation Voltage (I _C =10mA, I _B =1.0mA) (I _C =50mA, I _B =5.0mA)		0.25 0.4	Vdc
V _{BE(sat)}	Base-Emitter Saturation Voltage (I _C =10mA, I _B =1.0mA) (I _C =50mA, I _B =5.0mA)	0.65	0.85 0.95	Vdc

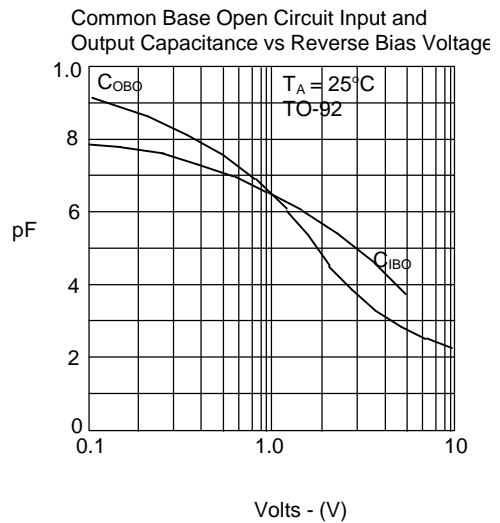
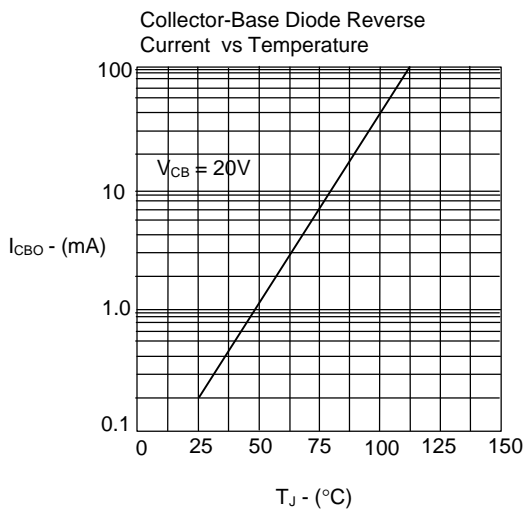
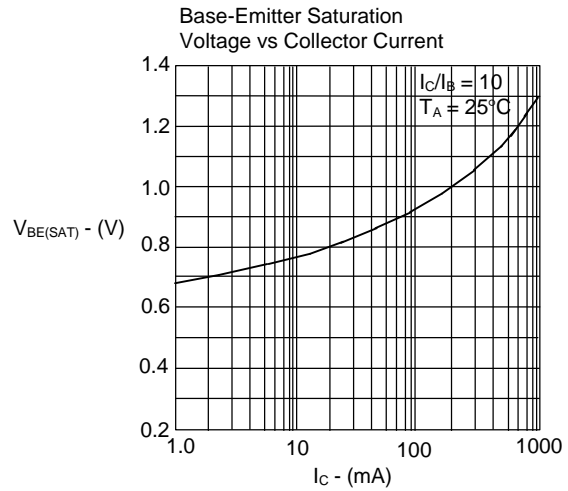
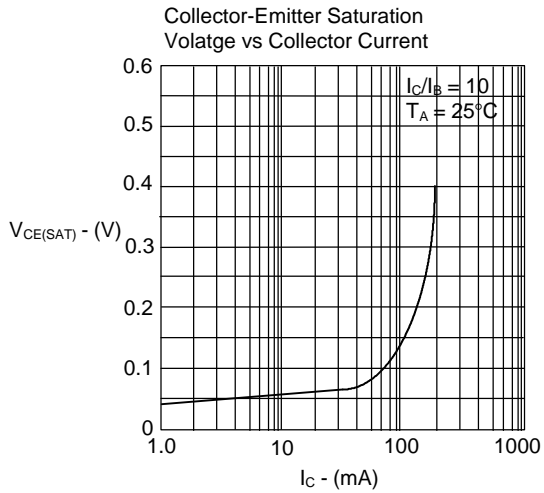
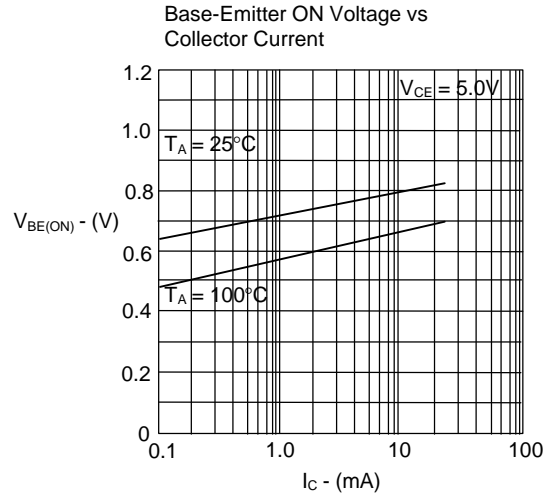
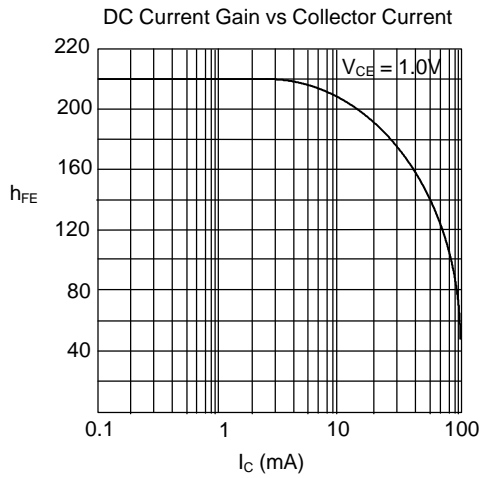
SMALL-SIGNAL CHARACTERISTICS				
f _T	Current Gain-Bandwidth Product (I _C =10mA, V _{CE} =20Vdc, f=100MHz)	250		MHz
C _{obo}	Output Capacitance (V _{CB} =5.0Vdc, I _E =0, f=100MHz)		4.5	pF
C _{ibo}	Input Capacitance (V _{BE} =0.5Vdc, I _C =0, f=100kHz)		10.0	pF
NF	Noise Figure (I _C =100μA, V _{CE} =5.0Vdc, R _S =1.0kΩ f=10Hz to 15.7kHz)		4.0	dB

SWITCHING CHARACTERISTICS				
t _d	Delay Time	(V _{CC} =3.0Vdc, V _{BE} =0.5Vdc I _C =10mA, I _{B1} =1.0mA)	35	ns
t _r	Rise Time	(V _{CC} =3.0Vdc, I _C =10mA, I _{B1} =1.0mA)	35	ns
t _s	Storage Time	(V _{CC} =3.0Vdc, I _C =10mA)	225	ns
t _f	Fall Time	(I _{B1} =I _{B2} =1.0mA)	75	ns

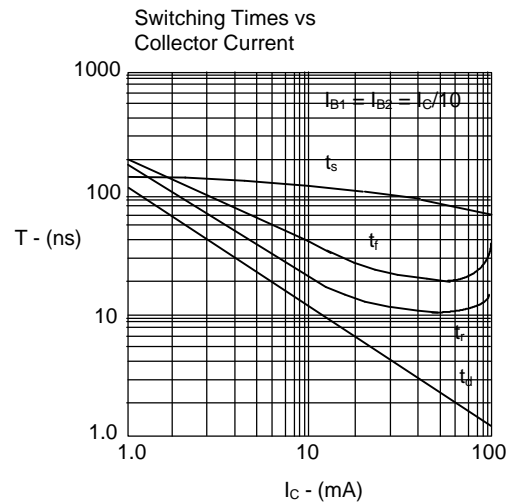
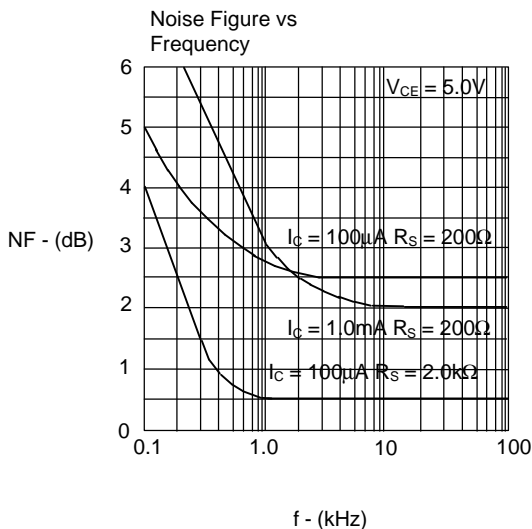
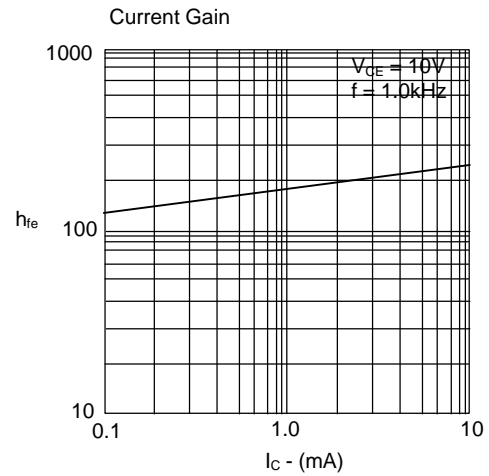
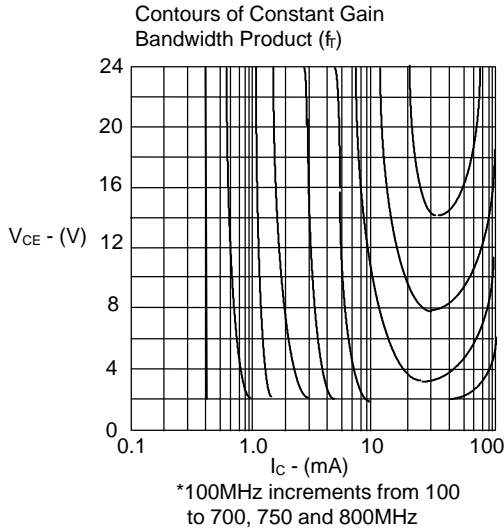
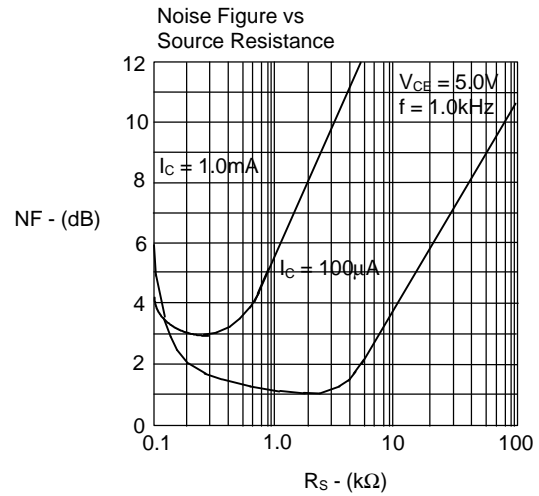
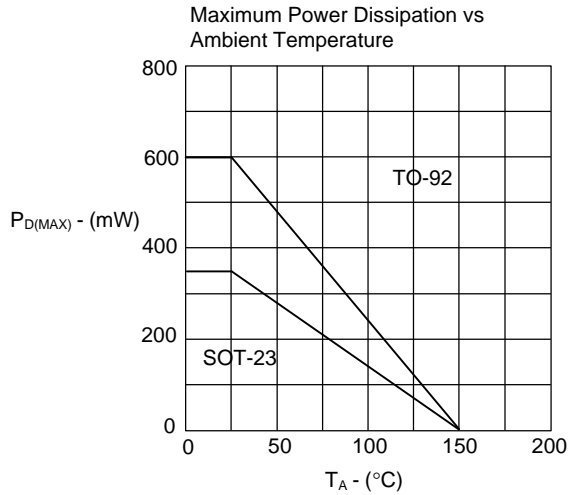
*Pulse Width ≤ 300μs, Duty Cycle ≤ 2.0%



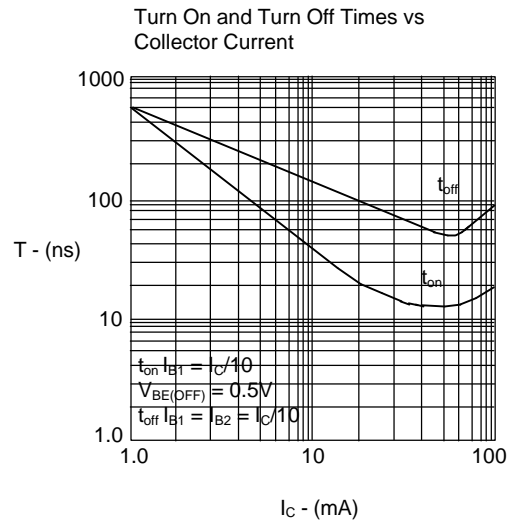
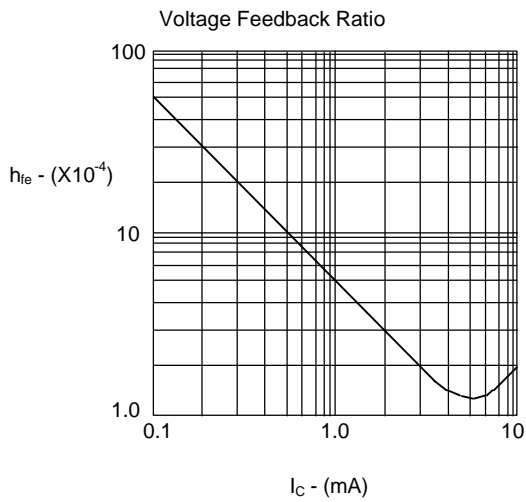
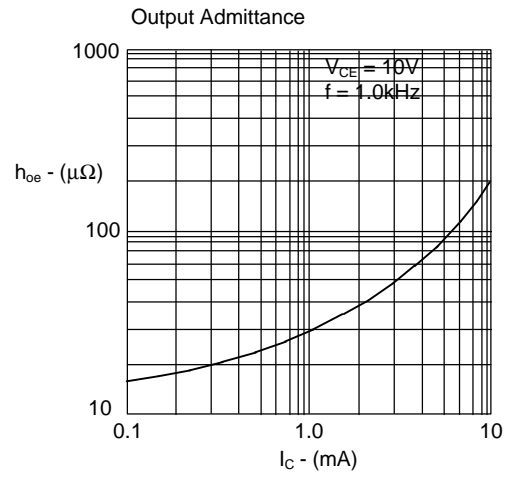
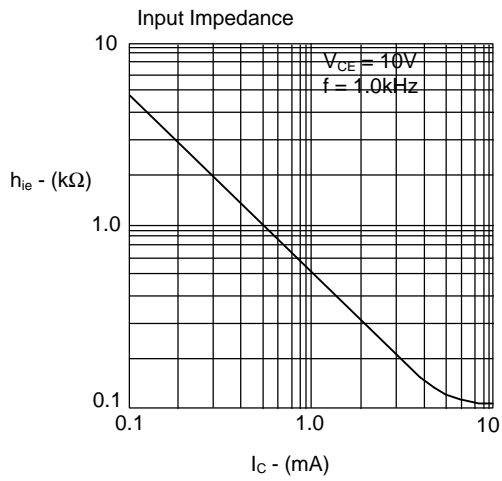
DIM	INCHES		MM		NOTE
	MIN	MAX	MIN	MAX	
A	.170	.190	4.33	4.83	
B	.170	.190	4.30	4.83	
C	.550	.590	13.97	14.97	
D	.010	.020	0.36	0.56	
E	.130	.160	3.30	3.96	
G	.010	.104	2.44	2.64	



2N3906



2N3906





Micro Commercial Components

Ordering Information

Device	Packing
(Part Number)-AP	Ammo Packing; 2Kpcs/AmmoBox
(Part Number)-BP	Bulk; 1Kpcs/Bag

IMPORTANT NOTICE

Micro Commercial Components Corp. reserves the right to make changes without further notice to any product herein to make corrections, modifications, enhancements, improvements, or other changes. *Micro Commercial Components Corp.* does not assume any liability arising out of the application or use of any product described herein; neither does it convey any license under its patent rights, nor the rights of others. The user of products in such applications shall assume all risks of such use and will agree to hold *Micro Commercial Components Corp.* and all the companies whose products are represented on our website, harmless against all damages.

APPLICATIONS DISCLAIMER

Products offer by *Micro Commercial Components Corp.* are not intended for use in Medical, Aerospace or Military Applications.